



BROOK INFANT SCHOOL  
AND NURSERY

# BROOK INFANT SCHOOL

New Parents' and Carers'  
Meeting 2023

# OUR STAFF



**Mrs Julie  
Thomas**

Class Teacher,  
EYFS Lead



**Mrs Charlotte  
Reed**

Class Teacher



**Mr Mikey  
Woodroffe**

Class Teacher



**Mrs Kelly  
Mason**



**Mrs Shelly  
Thrussel**



**Miss Laura  
Marshall**



**Mrs Carley  
Goodfellow  
HLTA**

**Teaching Assistants**

# LEARNING MENTORS



**Mrs Kinsasha Carr**

Learning Mentor and  
ELSA



**Mrs Rachel Sanger**

Learning Mentor

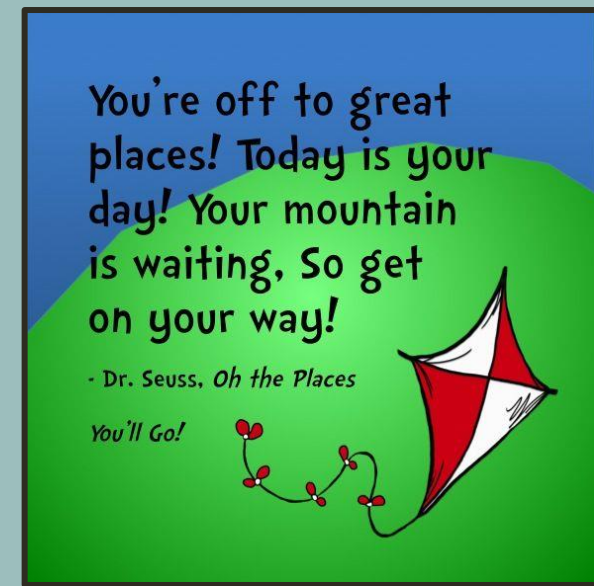


# INCLUSION

Mrs Sexton

# HOW CAN I HELP MY CHILD TO SETTLE IN QUICKLY?


- ❖ Share stories about starting school.
- ❖ Walk past school to help it feel familiar.
- ❖ Help your child to develop the skills they need to be independent, such as getting used to playing with other children, dressing themselves and looking after their possessions.
- ❖ Talk very positively about school, let them know that you are not staying but make sure they know that you are coming back.
- ❖ Please then say your goodbyes and leave as soon as possible.
- ❖ If you sense your child will feel clingy and not want to leave you in fear they will miss out, let them know what you have planned for the day – the duller the better!





# CURRICULUM

- ❖ Hands on approach to learning and lots of exploring.
- ❖ Multisensory.
- ❖ Themed learning for example 'Woodlands' 'Jump into Japan' 'Lovely London'
- ❖ Our learning is interest driven from the children. We taught speech bubbles using Paw Patrol!
- ❖ Whole school topics – allows children with siblings to learn at home and share experiences together.



# PRIME AREAS OF LEARNING

Prime areas of development and learning lay vital foundations in the early years.

The three Prime areas:

**Personal, social and emotional development (PSED),**

**Communication and language (CL),**

**and Physical development (PD),**

describe universal core aspects of early child development.



# THE 4 SPECIFIC AREAS:

- ~ literacy
- ~ maths
- ~ understanding the world
- ~ expressive arts and design



# DAY ROUTINE

**Discovery Time** – this is child initiated time. The children can explore and play in all areas of our reception classrooms but inside and outside. Sometimes this is called ‘free flow’.

**Play** – most of our learning is done through PLAY! Sometimes your child won’t be aware they are actually learning, to them it is fun, fun, fun!

**Focus Tasks** – over the week there are adult directed tasks we ask the children to take part in. This could be reading, games, writing or creative tasks. We call these a ‘Teacher Job’

**Inputs** – this is when the children join their class for a short carpet session. These happen 3 times a day.

**Funky Finger Time** – this is where we work on fine motor skills to help strengthen our fingers and hands ready for writing!

# STAY AND PLAY SESSIONS

We will run stay and play sessions at 15:15 -16.00. These will take place on 5th July (Yellow highlighted) and 6th July (Green highlighted) and you will be invited to **one** of these sessions.

During these session we will mostly be using the outside classroom for you and your child to explore and play. Children will be welcome to come inside the classrooms but we ask that adults wait in the Reception outside classroom.

During these sessions you can speak to the Reception team about any questions you might have.

# HOME VISIT

Monday 4<sup>th</sup> September, Tuesday 5<sup>th</sup> September or  
Wednesday 6<sup>th</sup> September

We will be running Home Visits this year, we have given you a time and date. These times can not be changed as we have planned the routes to link to roads that are close by.

The home visit lasts around 20 minutes and it is a fabulous opportunity for your child to meet their new teacher and for you to ask any questions you may have.

# SETTLING IN DAYS

Following your home visit there will be 4 days when the children come into school in smaller groups.

**Thursday 7<sup>th</sup> and Friday 8<sup>th</sup> September** - Your child will attend one morning session on one day and an afternoon session on the other day.

**Monday 11<sup>th</sup> and Tuesday 12<sup>th</sup> September** - Your child will attend one morning session including lunch on one day and one afternoon session on the other day.

# THE FIRST 'REAL' DAY

**Wednesday 13<sup>th</sup> September** – If your child is ready they will attend a full day at school. Some children might only stay for half the day and leave school after lunch.

If your child is ready to they will continue to stay at school full time every day.





# LUNCH TIME HOT DINNERS OR PACK LUNCH



Hot dinners are free for all children!

Learn the names of different types of food.

Begin to encourage your child to cut their own food.

Become confident with adult sized cutlery.

We encourage a healthy lunch and the children having packed lunch are asked to eat their sandwiches first. **Please remember we are a nut free and seed free school.** We do ask that chocolate is not packed in lunch boxes although chocolate coated biscuits are allowed. The children have lunch at 11.45am and this happens down in the school hall. All of reception sit together, regardless of whether they have hot dinners or packed lunch. A separate communication regarding hot dinners will be sent to you at a later date.



# LUNCH TIME

Reception children are taken to the hall by their teacher.

Initially teachers will sit with children in the hall and eat with them as this helps with socialising and routines!

They sit with their classmates and eat their healthy lunch.

When they have finished and their lunchboxes have been checked they can go out to play.

# HOME TIME

At home time we will **NOT** let your child go home with anyone else but you, unless you have told us.



To inform us of a change of pick up you can:

- \*Tell the class teacher in the morning at drop off
- \*Tell us the day before at pick up time
- \* Ring the school office

If we do not have it written down in our 'Going Home' books then we will have to ring you and keep your child until we have spoken with you.

We will set up a password for you to use when a different person collects your child.

After School Club is run every day 15.00 – 18.00



# ROLLING SNACK BAR



The children can come and access a snack and/or a drink when they feel they need one.

The only times we discourage the children from getting fruit and drink is during input times and when they are working with an adult.


Our school is sent fresh fruit for the children each day as part of the 'Schools fruit and vegetable' scheme.

Parents can contribute a healthy snack if you wish but it must be in a clearly named pot. This can include fruit, vegetables, breadsticks, rice cakes, etc.

You can order milk via the 'cool milk' website. All children under 5 get this for free, this still needs ordering.



# TAPESTRY



- ❖ Tapestry is an online learning journal.
- ❖ The benefits being parents always have access and can use it to share experiences at school and at home more effectively.
- ❖ We upload observations, photos and media with links to the curriculum to evidence learning.





# UNIFORM

❖ We are currently updating our uniform policy and we will confirm the final outcomes in the next week or so.

❖ **Please label everything!**

❖ Your child will need spare clothes in school. These are kept in their cubby holes. Please use a small drawstring bag or carrier bag. Brook Infant School logo ones can be purchased from the office for £4.

**Please do not use backpacks as there is not enough room for these!**

❖ Every child needs a pair of wellington boots in school.

❖ When it is hot your child will need a sun hat. You must put sun cream on before they arrive at school.

# PE KIT TO BE WORN ON PE DAYS

## **PE:**

White t-shirt (logo t-shirt available)

Blue shorts

Blue leggings or jogging trousers

Blue jumper (Logo available)

Black trainers

# DROP OFF AND COLLECTION

Please drop your child off in the front playground at the Reception entrance.

Doors open at 08.30 for registration.

If you arrive after this time you will need to take your child to the office as the school gates will be closed.

Please collect your child at 15.00 from the Reception entrance.



# TALK TO US!

You can speak to your child's class teacher at the door in the morning or at pick up at the end of the day. If you think it is something longer to talk about then you can always make an appointment to meet with the teacher after school.

You can ring the School's Office to pass messages onto the teachers or to ask for information.

Any Questions...

